


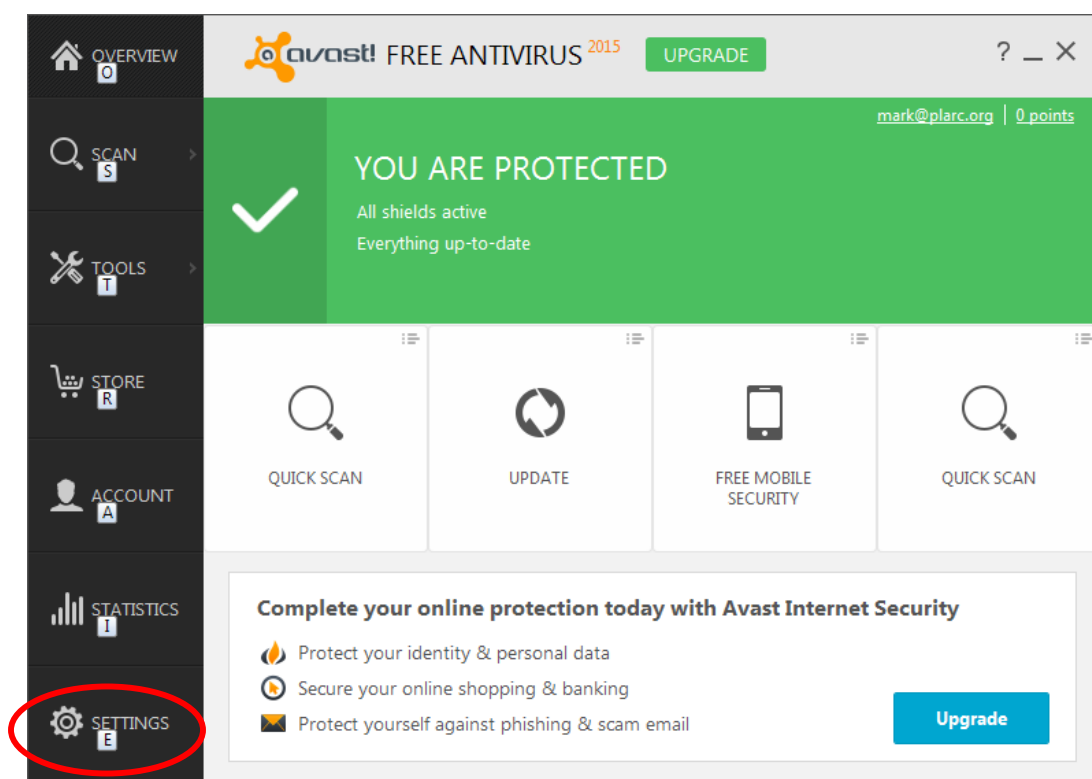
AVAST AntiVirus Flags Water Solutions Update as Infected with Drep

Avast Antivirus's latest release contains a new technology that looks at the source and type of file you are trying to download. If the file is an executable file (as is the Water Solutions Update file) and it is not a commonly downloaded file (which it isn't), Avast tags the file as Drep. Drep is an acronym for Domain Reputation. So since your update file is not a commonly downloaded file Avast does not think it is safe. It is!

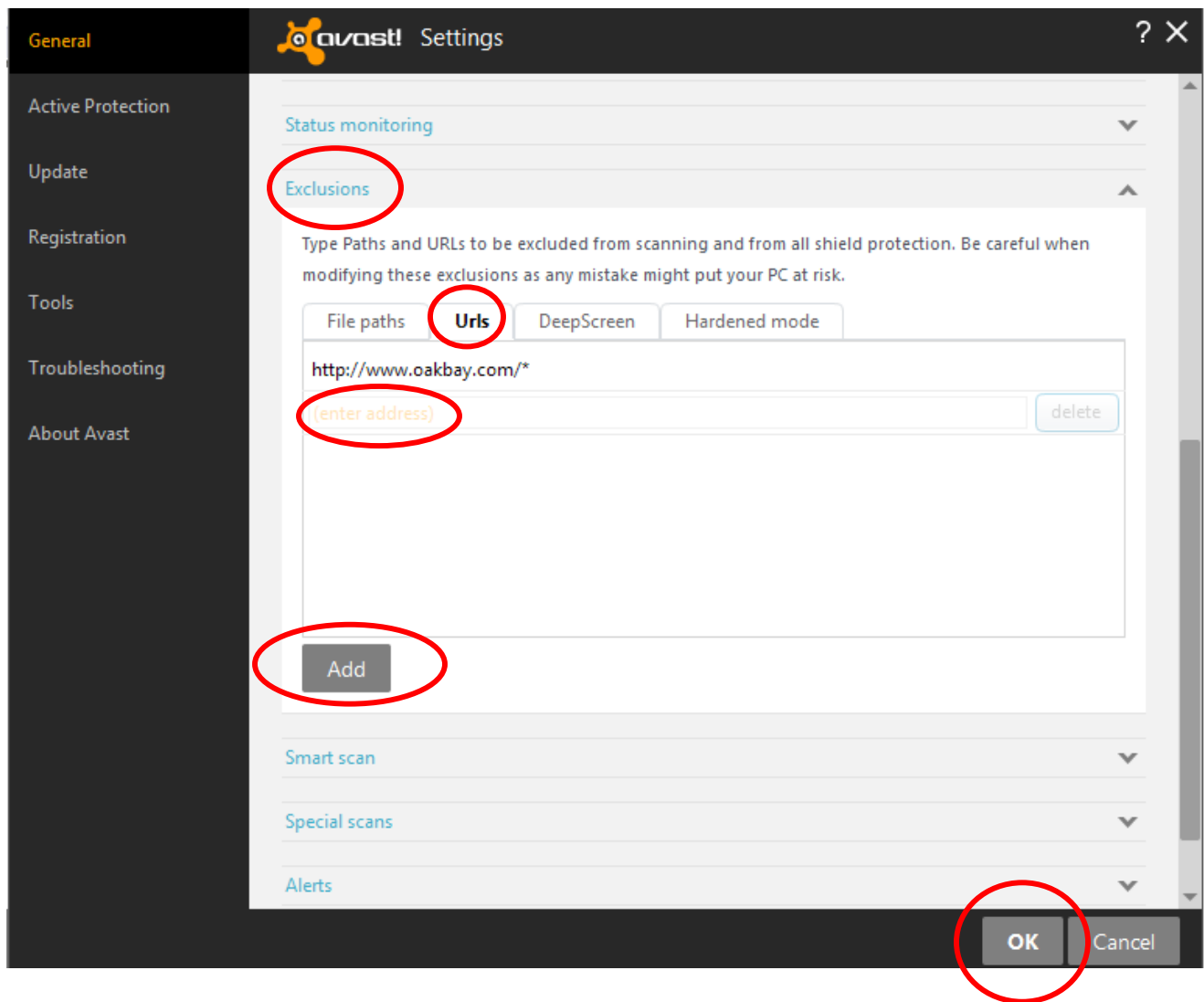
Changing Avast's settings to ignore your updates is easy. Start by clicking on the Avast icon in your System Tray



Eventually Avast's main interface will appear.



Click on Settings and the following screen will appear



Scroll down and Click on Exclusions.

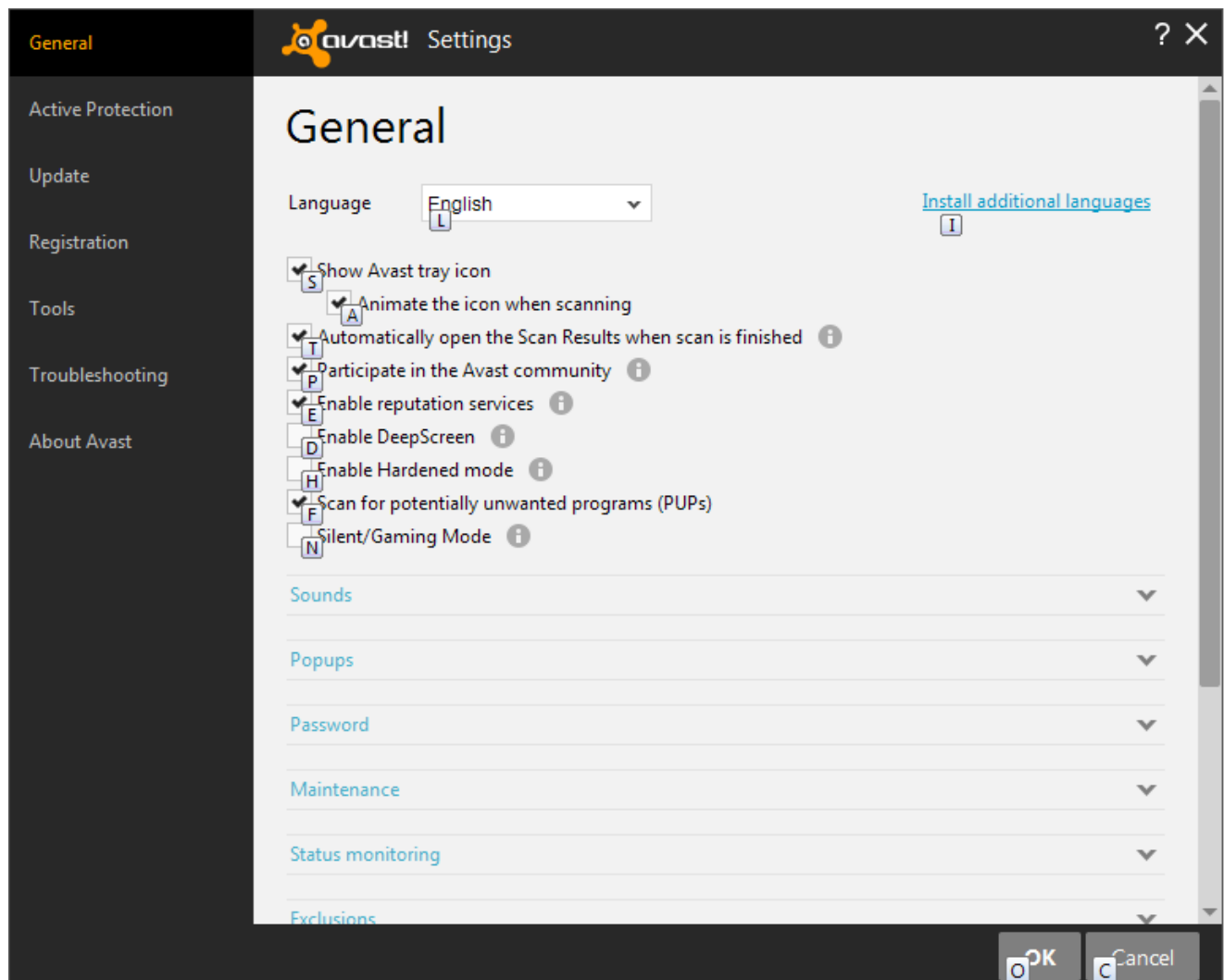
Click on the Urls Tab

Enter http://www.oakbay.com/* in the Enter Address Box

Click on the Add button

Oak Bay Recommends the following additional changes to Avast's General Settings

Scroll back to the top of the **General Page**



and make sure you have checks in the following boxes;
Show Avast Tray Icon
Animate the Icon when scanning
Automatically open the Scan Results when scan is finished
Participate in the Avast community
Enable reputation services
And Scan for potentially unwanted programs (PUPs)

Click on OK

You will be returned to Avast's main interface. Click on the X in the upper right corner to close the window.

This completes the changes to Avast. You should now be able to receive your Water Solution's Updates though Avast's lengthy scanning routines may cause some extraneous windows to pop. If this should happen click on the OK button to continue. **If Avast identifies the file AA-v3.exe as a PUP file, please click on the Add To File Exclusion option in**

Avast's warning box. The AA-v3 file is the AMMY program we use for remote access during Tech Support sessions.